

APPLICATION:

PRODUCT NAME:

SINGLE DECK FAUCET

JOB NAME:

SPECIAL CONFIGURATION
CHECK BASE MODEL AND OPTIONS

QUANTITY:

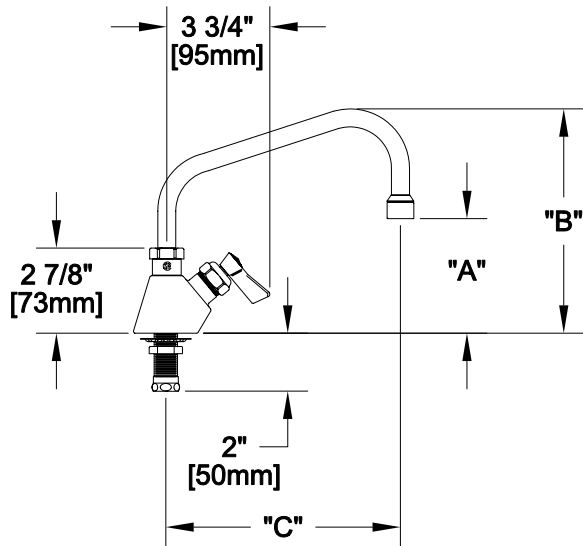
ITEM NO.

MODEL:

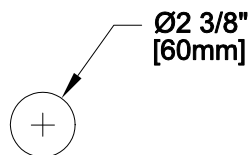
- 3010 WITH 6" SWING SPOUT
- 3011 WITH 8" SWING SPOUT
- 3012 WITH 10" SWING SPOUT
- 3013 WITH 12" SWING SPOUT
- 3014 WITH 14" SWING SPOUT
- 1643 WITH 16" SWING SPOUT

OPTIONS OR MODIFICATIONS:

- SUPPLY LINES (24" OR 36") CIRCLE LENGTH
- DJ SUB-ASSY (7-1/4" OR 13") CIRCLE LENGTH
- HANDLES (CROSS OR WRIST) CIRCLE STYLE
- VANDAL RESISTANT KIT
- OTHER _____



FOOTPRINT:



FEATURES

CONTROL VALVE

- * SINGLE DECK MOUNT
- * SWIVELLING SEAT DISKS
- * STEM - LEFT HAND
- * STAINLESS STEEL SEATS
- * STAINLESS STEEL SEAT SCREWS
- * STAINLESS STEEL HANDLE SCREWS
- * HOT AND COLD INDEX BUTTONS

SYSTEM LIMITS

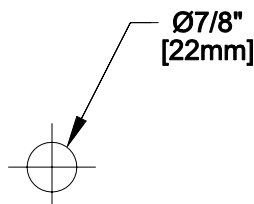
- * TEMP: 40°F MIN. TO 140°F MAX.
- * PRESSURE 200 PSI MAX. STATIC
- * 2.20 GPM AT 80 PSI

SHIPPING WEIGHT

- * 3.0 LBS

MODEL	DIM "A"	DIM "B"	DIM "C"
3010	3" [75mm]	6 5/8" [168mm]	6" [150mm]
3011	3 1/4" [82mm]	7 1/8" [181mm]	8" [200mm]
3012	3 7/8" [98mm]	7 5/8" [193mm]	10" [250mm]
3013	4 1/2" [114mm]	8 1/8" [206mm]	12" [300mm]
3014	5 1/8" [130mm]	9" [228mm]	14" [350mm]
1643	5 7/8" [149mm]	9 5/8" [244mm]	16" [400mm]

ROUGH-IN:



FISHER

FISHER MANUFACTURING COMPANY

TOLL FREE: 800-421-6162 - FAX: 800-832-8238
information@fisher-mfg.com - www.fisher-mfg.com